






Year 1 - Homework activities including regular reading

	w/b 5/01/26	w/b 12/01/26	w/b 19/01/26	w/b 26/01/26	w/b 02/02/26	w/b 09/02/26																																																		
English	<p>Dreams and Goals</p> <p>What would you like to achieve this year? <i>Maybe you would like to ride a bike or learn to swim!</i></p> <p>Talk about what you would like to achieve. Write down some goals and dreams you have for this year. You can also draw a picture of yourself achieving your goals.</p>	<p>Nouns (people/places/things)</p> <p>Draw a picture of a room in your house. Then label the common nouns (the general names of things, places or objects) e.g. bed, toys, cupboard.</p> <p>You can search nouns on BBC Bitesize for extra help and activities. What is a noun? Definitions and examples - BBC Bitesize</p>	<p>Verbs (action/thing happening)</p> <p>Look at the regular verbs below. Can you put each verb in a sentence? Can you write the sentence?</p> <p>talk jump cooked</p> <p>barked play</p> <p>You can search verbs on BBC Bitesize for extra help and activities. What is a verb? Definitions and examples - BBC Bitesize</p>	<p>Single-clause sentences (subject, verb sentence)</p> <p>Create your own superhero! Draw a picture of your superhero and name them - this is your subject.</p> <p>Write some single-clause sentences about what they can do e.g. Mega Meg can run fast. She can fly. She can swim under water. She eats lots of fruit.</p>	<p>Watch Leo and the Octopus</p> <p>Leo and the Octopus A Read Aloud story about finding connections in unexpected places</p>  <p>Write a book review.</p> <p>What was the book about? Did you like it? Why? What was your favourite part? Draw pictures too!</p>	<p>Watch Leo and the Octopus</p> <p>Leo and the Octopus A Read Aloud story about finding connections in unexpected places</p>  <p>In the story Leo feels shy and finds it hard to make friends.</p> <p>Write a guide for how to be a good friend so Leo can make friends.</p> <p>Example: To be a good friend you need to share and take turns. You need to use kind words and kind hands.</p>																																																		
Maths	<p>Practice some subtracting with numbers up to 20.</p> <p>For example, $20 - 8 = 12$</p> <p>Use a number line to help you.</p>	<p>Make a number line from 20-50.</p> <p>Practice counting along the number line forwards, and backwards between 20 and 50.</p>	<p>Make a number grid to 50 and colour in all the tens. Can you notice a pattern? Write it in your book.</p> <table border="1"><tr><td>1</td><td>2</td><td>3</td><td>4</td><td>5</td><td>6</td><td>7</td><td>8</td><td>9</td><td>10</td></tr><tr><td>11</td><td>12</td><td>13</td><td>14</td><td>15</td><td>16</td><td>17</td><td>18</td><td>19</td><td>20</td></tr><tr><td>21</td><td>22</td><td>23</td><td>24</td><td>25</td><td>26</td><td>27</td><td>28</td><td>29</td><td>30</td></tr><tr><td>31</td><td>32</td><td>33</td><td>34</td><td>35</td><td>36</td><td>37</td><td>38</td><td>39</td><td>40</td></tr><tr><td>41</td><td>42</td><td>43</td><td>44</td><td>45</td><td>46</td><td>47</td><td>48</td><td>49</td><td>50</td></tr></table>	1	2	3	4	5	6	7	8	9	10	11	12	13	14	15	16	17	18	19	20	21	22	23	24	25	26	27	28	29	30	31	32	33	34	35	36	37	38	39	40	41	42	43	44	45	46	47	48	49	50	<p>Answer the following questions using the grid you have previously made.</p> <p>a) 1 less than 17 b) 1 less than 50 c) 1 more than 2 tens 6 ones d) 1 more than 40</p>	<p>Compare lengths and heights-using objects in your home.</p> <p>Draw and compare both in your book.</p> 	<p>Look for objects that light and heavy at home. Can you draw the objects and write which one was heavy and light under each object.</p>
1	2	3	4	5	6	7	8	9	10																																															
11	12	13	14	15	16	17	18	19	20																																															
21	22	23	24	25	26	27	28	29	30																																															
31	32	33	34	35	36	37	38	39	40																																															
41	42	43	44	45	46	47	48	49	50																																															

Wider Curriculum	<p>Dreams and Goals Draw a picture of yourself. Label the picture explaining what you like about yourself and what you are good at!</p>	<p>Family Tree Talk about the members in your family and how you are related. Can you make a family tree together?</p>	<p>Science- Animal facts Choose an animal to research. Draw a picture of the animal. Then write at least 5 interesting facts.</p>	<p>Music Watch and sing along to this West African song 'Che Che Kule' Sing it at home with your family! https://www.youtube.com/watch?v=UIGMYsWs6jc</p>	<p>Geography In Geography we are learning about China. Can you draw some famous landmarks and label them in your books. For example, the Great Wall of China!</p>	<p>Looking after our world Make a poster to answer this question: How should we care for others and the world, and why does it matter? We will display them in our classroom 😊</p>
------------------	--	---	--	--	---	---

Spellings:

These words are taken from the **National Curriculum's Year 1 spelling list** - a list of words which children should be able to spell by the end of Year:

1. shark 2. ship 3. park 4. seaweed 5. Coral reef	1. have 2. there 3. like 4. are 5. he	1. wood 2. plastic 3. glass 4. metal 5. water 6. rock	1. what 2. when 3. they 4. one 5. some	1. were 2. little 3. most 4. she 5. come	1. world 2. smell 3. clean 4. dirty 5. litter
---	---	--	--	--	---

Number:

Children in Year 1 are expected to count from 20-50.

You can help at home by:

1. Practising counting forward and backwards between 1 and 50
2. Practising writing numbers to 50 and numerals and words, e.g. 25 twenty-five
3. Practising counting in 10s