



Year 1 - Homework activities including regular reading



	w/b 1/6/26	w/b 8/6/26	w/b 15/6/26	w/b 29/6/26	w/b 6/7/26	w/b 13/7/26
English	<p>In our new story Tiger Walk, the tiger takes Tom to different places that worry him and helps him overcome his fears.</p> <p>What worries you?</p> <p>Draw a place that the tiger would take you and write about why.</p>	<p>Using our story Tiger Walk, we have made changes to the characters and chosen a different animal.</p> <p>Chose an animal to research. Draw a picture of the animal and write a report about it. Including information such as: What do they look like? What do they like to do? Where do they live? What do they eat?</p>	<p>Watch the story Tiger Walk on YouTube: https://www.youtube.com/watch?v=t9ENvKS_C-E</p> <p>Write your own story based on Tiger Walk.</p> <p>Who will be your main character? What animal will be in your story? Where will you visit? What fears will you overcome?</p>	<p>Watch the story 'Iggy Peck the Architect'. https://www.youtube.com/watch?v=18B8WMJdTCQ</p> <p>Can you write a character description of Iggy peck? -What does he look like? -What does he like to do?</p>	<p>Can you write down what you would like to do in the future? Share some of your dreams. -What is your dream job? - Why would you like this job?</p>	<p>Famous landmarks Using everything you have learned this year during English and Geography and from your own research, write some facts about, and draw a picture of 3 famous London landmarks.</p>
Maths	<p>Practise counting in your 2s, 5s and 10s. Can you write your 2s, 5s and 10s. Can you notice any patterns?</p> <p>Make a poster of your times tables.</p>	<p>Can you find some objects at home and make some equal groups. Draw pictures and label them. -How many is there altogether? -How many in each pair or group?</p>	<p>Draw five different shapes and cut them out. Can you draw them rotated? -Quarter turn -Half turn -Full turn.</p>	<p>Cut out a square, circle, triangle and rectangle. -Can you fold them in half? -Can you fold them in quarters?</p>	<p>Find some coins around your house and have someone test you on their names. Challenge: Can you put them in order.</p>	<p>Ask an adult to test you to tell the time at o'clock and half-past for different parts of the day.</p> <p>Can you explain which hand does what on the clock?</p>
Wider Curriculum	<p><u>PSHE</u> Make a timeline of how you have changed from when you were born to now. You could draw pictures or use any photos that you have at home.</p>	<p><u>Music</u> Fill an empty container or bottle with rice, lentils, beans, etc. to make a shaker with. Then decorate it so that you can use it in school.</p>	<p><u>Science</u> Go to the BBC bitesize website and have a go at the games and activities in the KS1 section to consolidate our learning from this year.</p>	<p><u>History</u> Draw a simple map of your home or garden Add a start point and a finish point. Draw the route you would take Label one or two places (e.g., tree, gate, door)</p>	<p><u>DT</u> Choose any sea painting. Write down three things you notice. Then make a quick little sketch of the sea using what you saw.</p>	<p><u>Computing</u> What Does a Computer Do? Write one sentence: "A computer can help me _____." (Examples: draw, play games, learn, type.)</p>




Spellings to learn weekly	half halves quarter whole said one once they	coins money pence pennies my were me there	love so has his she we push pull	animal plant our was you is school put	Revise any spellings you are still finding hard to spell.	Revise any spellings you are still finding hard to spell.


PHONICS – Year 1




PHASE 5

NON SENSE WORDS

glone 

podes 

krote 


snoke 


malley 

narkey 

gurkey 


faskey 

fraum 

blaus 

flaut 

braud 

drewp 

grewm 

crewb 

brewd 